

## Summer Packet for Students Coming to the 4<sup>th</sup> Grade

Welcome to 4<sup>th</sup> grade!

This summer packet provides an opportunity for your child to continue to practice and use common educational skills over the summer break. This packet provides an extra layer of fun and is used to document and journal activities done over the summer.

There are 10 family adventures that students are likely to experience over their summer break. Your child needs to complete 7 of the 10 activities for their first language arts grade of 4<sup>th</sup> grade worth 35 points. If all 10 activities are completed, then 3 extra credit points will be added to their language arts grade. Students should be answering in complete sentences with correct spelling. If there are other adventures that you would like to substitute, please do so by renaming the adventure at the top of the page. Since school begins on Thursday, August 10, the packet is due by Friday, August 18.

In addition, students will need to read the book Tales of a 4<sup>th</sup> Grade Nothing by Judy Bloom. Students will take an Accelerated Reader quiz on the book for points towards quarter 1 reading goal. Students will take the quiz by Friday, August 18 since school begins on Thursday, August 10. Please help your child to plan accordingly so that as much information about the story is retained in order to do well on the quiz.

If you have any questions, please email me at [kvillarias@saintsusanna.com](mailto:kvillarias@saintsusanna.com). I can't wait to hear about your summer!

Sincerely,



Mrs. Karen Villarias

Grade 4 Teacher

St. Susanna School

**NAME** \_\_\_\_\_

**GRADE 4**

**SUMMER LEARNING**

**PACKET ON THE GO**

**FAMILY FIELD TRIPS**


Read Tales of a 4<sup>th</sup> Grade Nothing by Judy Bloom.

*New York Times* best-selling author  
**JUDY BLUME**  
*Tales of a Fourth Grade Nothing*




In addition, students will need to read the book Tales of a 4<sup>th</sup> Grade Nothing by Judy Bloom. Students will take an Accelerated Reader quiz on the book for points towards quarter 1 reading goal. Students will take the quiz by Friday, August 18 since school begins on Thursday, August 10. Please help your child to plan accordingly so that as much information about the story is retained in order to do well on the quiz.

# The ZOO




Eats



---


---

Sketch a picture and write a sentence about what your zoo animal eats.




Descriptive Caption

Think about what you observed at the zoo. Sketch a zoo animal in its habitat. Include a descriptive caption. A caption explains what is happening in the picture. Don't forget to write the name of your animal on the line above the box.







Fun Fact

Write a fun fact about your zoo animal in the circle.



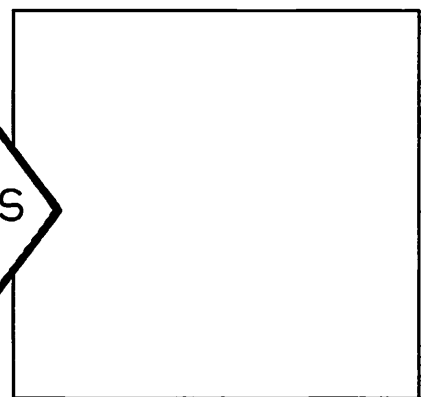
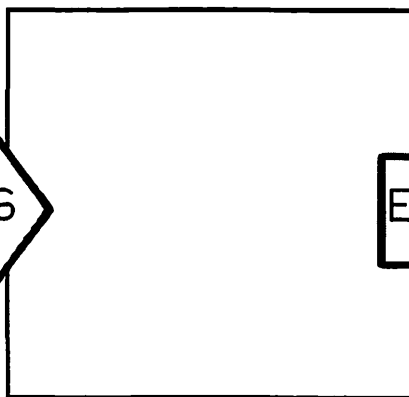
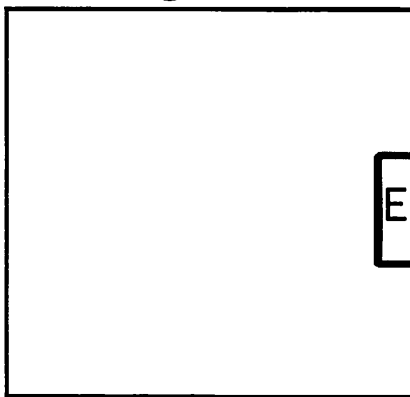
# POND, LAKE, or **AQUARIUM**

Out of all the animals you saw, sketch your favorite. Make sure to include it in its habitat.



## Food Chain

Sketch your animal in the center box. Sketch its predator in the 1st box and its prey in the 3rd box.



What do you think would happen if one of the animals was missing from the food chain?

---

---

# AMUSEMENT PARK OR THE FAIR




Sketch something you HEARD.

Sketch something you SMELLED.

Sketch something you SAW.

Sketch something you TASTED.

Sketch something you TOUCHED.



Use your 5 senses to sketch and write a sentence to describe something you saw, heard, smelled, tasted, and touched at the fair.

Complete the following sentences. Make sure to include two adjectives and an adverb. Adverbs describe a verb (slowly, gracefully, etc.). Adjectives are words that describe the noun (happy, shiny, blue, etc.).

I saw \_\_\_\_\_

I heard \_\_\_\_\_

I smelled \_\_\_\_\_

I tasted \_\_\_\_\_

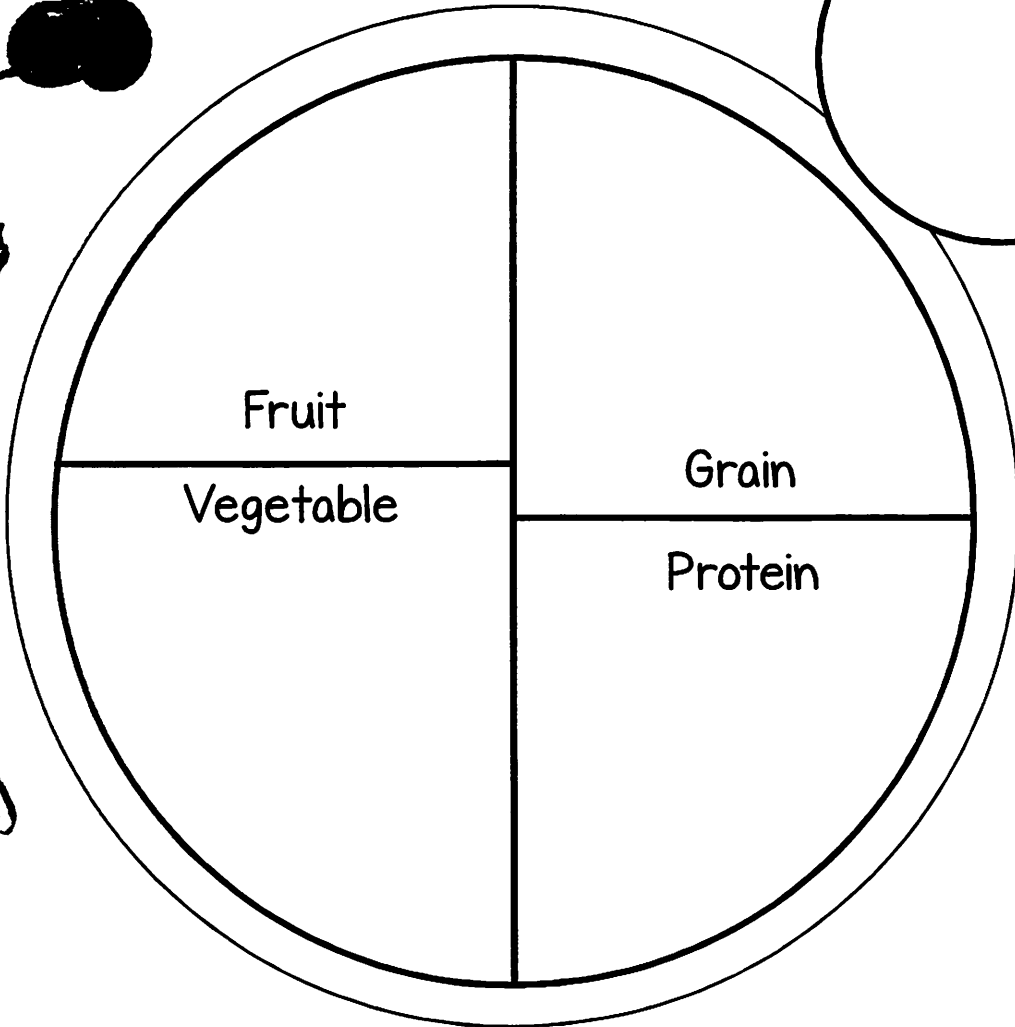
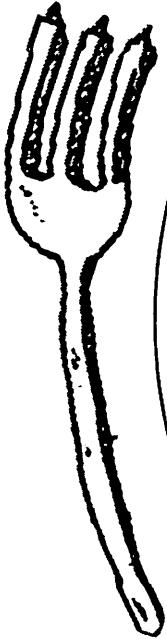

I touched \_\_\_\_\_



# Grocery

# STORE

Dairy



After your trip to the grocery store, find a food from each food group. Sketch the food in the correct part of the plate. On the lines below, write each food name, the packing measurement (ounces, grams, pint, etc.), and the price. Add the prices to find the total cost of your meal.

Vegetable \_\_\_\_\_ Measurement \_\_\_\_\_ \$ \_\_\_\_\_

Fruit \_\_\_\_\_ Measurement \_\_\_\_\_ \$ \_\_\_\_\_

Grain \_\_\_\_\_ Measurement \_\_\_\_\_ \$ \_\_\_\_\_

Protein \_\_\_\_\_ Measurement \_\_\_\_\_ \$ \_\_\_\_\_

Dairy \_\_\_\_\_ Measurement \_\_\_\_\_ \$ \_\_\_\_\_

Total Price of Meal \$ \_\_\_\_\_

# Restaurant

\_\_\_\_\_ \$ \_\_\_\_\_

\_\_\_\_\_ \$ \_\_\_\_\_

\_\_\_\_\_ \$ \_\_\_\_\_

\_\_\_\_\_ \$ \_\_\_\_\_

\_\_\_\_\_ \$ \_\_\_\_\_

\_\_\_\_\_ \$ \_\_\_\_\_

Sketch and write each item your family ordered from the menu. Round the price to the nearest dollar and write the cost of each item on the \$ line. Add the prices together to find the subtotal of the meal. From your subtotal calculate a 10 percent tip. (Hint: If the total is \$20 dollars then the tip is 2 dollars.) Ask your family if you need help. Finally, add the subtotal and tip to find the total.


SUBTOTAL \$ \_\_\_\_\_

Tip = Total  $\times$  10% \_\_\_\_\_

TOTAL with Tip \$ \_\_\_\_\_



# Campout



Write a campfire story and share it with your family.

Use the format below to keep it in sequential order.

Use the box below to illustrate your story.

**First**

-----  
-----  
-----

**Next**


-----  
-----  
-----


**Then**

-----  
-----  
-----

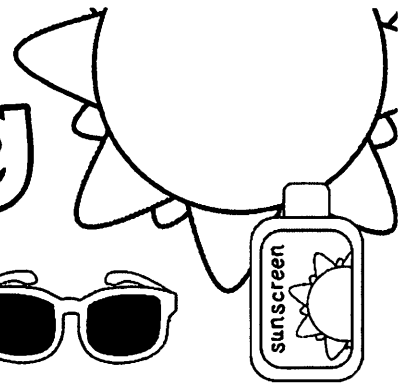
**Last**

-----  
-----  
-----













# swimming pool




Create a comic strip about your trip to the pool. Make sure to include dialogue. This work can be fictional.




# PLANETARIUM




In the box below, create your own planet. Name, sketch and label your planet.



In the box above, sketch and label your favorite planet you learned about.



Write a fun fact about space in the dialogue bubble.



Write facts about your planet.

Color \_\_\_\_\_

Shape \_\_\_\_\_

Size \_\_\_\_\_

Does it have moons? \_\_\_\_\_


Does it have rings? \_\_\_\_\_

Location \_\_\_\_\_


What makes your planet unique?

---

---



# Night at the MOVIES



After watching a movie at home or at the theater, sketch and write about the characters, setting, and main events. Write an alternate ending.

**Main Characters**

---

---

---

---

**Setting**  
(where the movie took place)

---

---

---

---

**Beginning**

---

---

---

---

---

---

**Middle**

---

---

---

---

---

---

**Alternate Ending**

---

---

---

---

---

---

